

FICTION AND NON-FICTION TEXTS

➤ Learning outcomes:

- To know how texts can be categorized
- To know the main purpose of a text
- To be able to distinguish between fiction and non-fiction texts
- To be able to point the main purpose of a text
- To be aware that texts are written for a specific audience and with a purpose

➤ Assessment criteria:

- Can distinguish between fiction and non-fiction texts
- Can identify the main purpose of the text and the audience

A text can be categorized as **fiction**, which is concerned with imaginary people and events, or **non-fiction**, which is a fact-based text. This distinction is easy to spot.

- **Task 1:** Classify the following examples in the T-chart. Then discuss with your partner the reasons for your classification.

*Newspaper articles biographies novels short-stories myths and legends fables
diary entries written by a real person information leaflet play travelogues poem*

Fiction	Non-fiction

Writing can also be classified as **literary** or **non-literary**; this relates to the type of language and style used. This is not so clear cut because what exactly makes a piece of work literary can be debated.

- **Task 2:** In pairs, in your classification add **(L)** for **Literary**, and **(Non-L)** for **Non-literary**. But remember, they are not set in stone!



Whereas the **main purpose** of fiction texts is to entertain the audience, the main purpose of a non-fiction text can vary tremendously.

Here you have examples of **Non-fiction texts**



- **Task 3:** How many different purposes can you think of for non-fiction texts?

-
-
-
-
-
-
-
-
-



The **purpose** of the text is the reason why it has been written. There are three main purposes:

- ❖ **To entertain**, for example, short stories, play scripts, poems, novels
- ❖ **To persuade**, for example, charity leaflets, posters, advertisements, reviews
- ❖ **To inform/instruct**, for example, text books, web sites, instruction manuals



- **Task 4:** You are going to read four texts with different purposes. Can you identify them?
- A. This text gives information about a study of the great white shark
 - B. This is an extract from a short story which was written to entertain
 - C. This text gives divers instructions about what to do in the case of an attack
 - D. This text is trying to persuade you that sharks are not cruel killers.

1 As the great shark circled the helpless couple, they clung together, convinced that united they could defeat the enemy of the deep. The shark appeared to be watching them with its cold, inhumane eyes. Suddenly, Jon felt a tugging on his leg; he knew that the battle had commenced. He would do anything to save Sophie, even if it cost him his life.

3 An interesting study conducted at the South Pacific Islands sought to find out whether a shark is visually attracted to certain prey items based solely on their shape. In this study, researchers attached several decoys to a fishing line and placed them into the water to see if the sharks would attack them.

2 *The great white shark is a magnificent creature and it has been given some bad press in recent years. It is not the great killer of the deep that many would have us believe. In fact, researchers have proved that these superb creatures only ever attack humans when they mistake them for seals*

4 *There are three things to remember if you are attacked by a great white shark:*

- *Thrashing attracts the creatures*
- *Aim to punch the creature on the nose or near the eyes*
- *Try to remain below the water*

It is also important to identify the **audience**, who the text is written for.

- **Task 5:** In pairs, complete the table.

Form (type of writing)	Purpose (why it is written)	Audience (who it is written for)
Leaflet on guinea pigs	To inform	Someone wanting a guinea pig as a pet
Recipe	To instruct	
Reference book	To inform	
Travel writing	To describe/entertain	
Advertisement holiday	To persuade	
Film review	To inform/persuade	

Progress check

1. Which of the following are non-fiction texts?
 - a) A short story
 - b) A newspaper report
 - c) An autobiography
 - d) A novel
 - e) An information leaflet


2. Name three possible purposes of non-fiction texts

3. Match the following forms of writing with the correct purposes:

Form	Purpose
a) Leaflet on a stately home	Entertain
b) Book describing a journey around Europe	Persuade
c) Advertisement for a car	Explain
d) Encyclopedia entry on Romania	Describe
e) Recipe for chocolate cake	Inform

Plenary

1. Tell me three new things you learned today
2. What was new?
3. What was difficult?

 For further practice and self-assessment go to the following site:

http://www.bbc.co.uk/schools/ks3bitesize/english/reading/text_types/activity.shtml

HOMEWORK

- **Task 1:** Understand the difference between fiction and non-fiction.

Can you identify which extracts are **fiction** and which are **non-fiction**?

✎ Sort them into two groups under the headings **Fiction** and **Non-fiction**.

Bees are attracted by the nectar in flowers.

Emily and Peter climbed into the narrow tunnel and began walking down into the darkness.

The wolf lay hidden in Granny's bed waiting for Red Riding Hood to arrive.

Cakes are made from a mixture of eggs, flour, sugar and margarine.

Newts often hide in dark, damp places.

When Jack reached the top of the beanstalk he saw a huge castle.

The capital city of England is London.

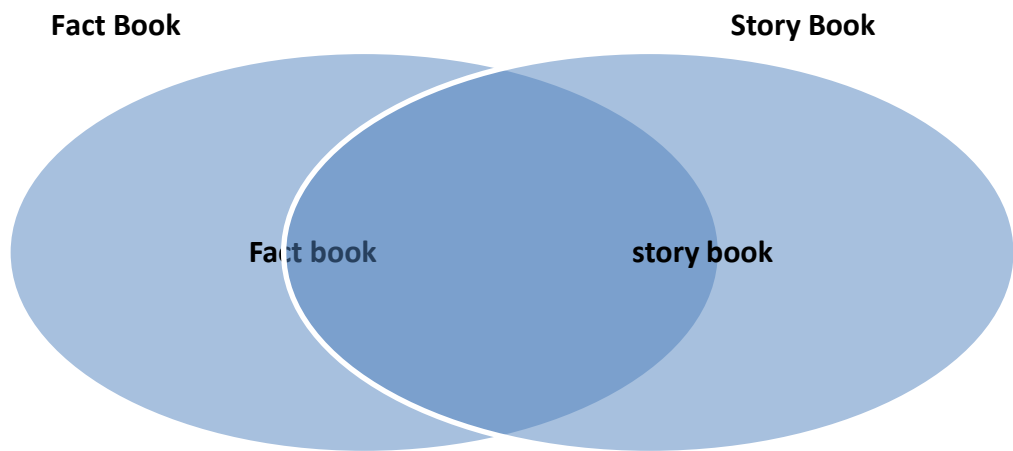
Sally watched the pirates digging a big hole in the sand, looking for treasure.

Suddenly, the alien spaceship landed in the middle of the school field.

Saturday and Sunday are two days of the week.

- **Task 2:** Write a definition of fiction and non-fiction
- **Task 3:** Look through some books and copy out some sentences from fiction and non-fiction books.
- **Task 4:** See if your partner can guess whether the sentences are from fiction or non-fiction texts.

- **Task 5:** Compare a story book and a fact book. (Look carefully at them and find things that are the same and things that are different). Complete the Venn diagram with your findings.



Non-Fiction Texts


Task: Identify features of non-fiction texts.

Front Cover	Contents Page	Subheading	Introduction
Photograph	Diagram	Index	Glossary



This toy has a spring so it can move forwards and backwards.

3



Which toys have springs?..... 2

How do they work? 4

What are they made of? 6

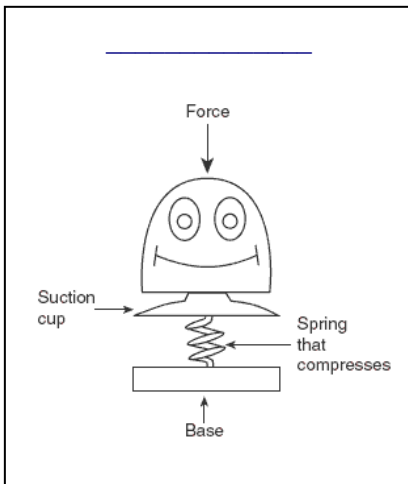
Toys through time 8

Index 10

Glossary 12

Some toys have a spring to make them move. In this book you will find out about the different kinds of toys that use springs and learn how they work.

Task 2: Cut and stick activity



- Balance** - the ability to stay upright
- Force** - a push or a pull
- Material** - what something is made out of
- Spring** - An elastic device, such as a coil of wire, that regains its original shape after being compressed or extended.

Toys through time

The Jack-in-the-box is probably the best known old toy that uses a spring to make it move.

The toy seems to have originated in the 16th century when it was known as a Punch-

Balance 4

Force 4, 5

Material 6

Museum 8

Spring 1, 3, 5, 6

Toy 1, 2, 3, 8,